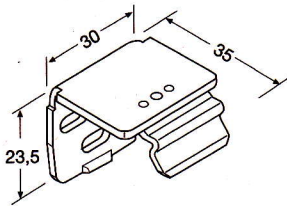


Bracket Options

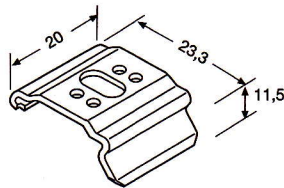
All brackets and fastenings are colour coordinated with head and bottomrails. Always consider the type of fixings you are using when measuring as you may need to order extension brackets to avoid any window furniture. Please write your bracket requirements clearly on your order.

Freehanging and Pre-Tensioned Blinds

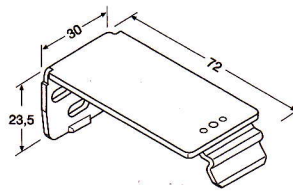
Face Fix Bracket



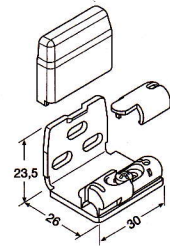
Top Fix Bracket



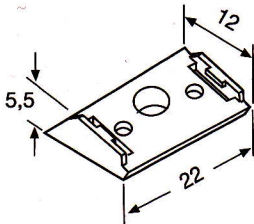
Extensions Face Fix Bracket



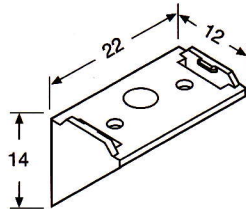
VS Face Fix Bracket



Angle Fixing 15°



Angle Fixing 45°



All 6 Angle Fixings (PL11, PL30, PL34, PL41, PL42)

Angle Fixings are used to mount the blind to the wall or ceiling. They are available in different heights and widths to suit different blind types and mounting situations.

Face Fix Bracket

Top Fix Bracket

Extensions Face Fix Bracket

VS Face Fix Bracket

Angle Fixing 15°

Angle Fixing 45°