

How to Measure for Blinds

Measuring Instructions for blinds

Choose your blind type

Vertical



Roller



Venetian



Pleated



Roman



Wood



Important Consideration Prior to Measuring

For accurate measurements please use a metal tape measure and take measurements in millimeters. Always specify width first then the drop.

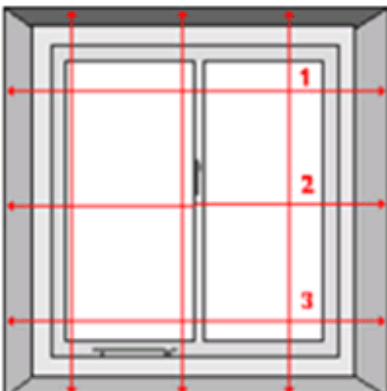
Allow for any protrusions that may affect the fitting or appearance of your blind e.g. catches, tiles, window sills etc. Make a note of these protrusions when placing your order as this may affect the size the blind is to be manufactured to.

Measuring - Inside the Recess

Decide whether you want the blinds to hang inside or outside the window recess. Inside the Recess

Inside mounts hang inside the window and provide a flush look.

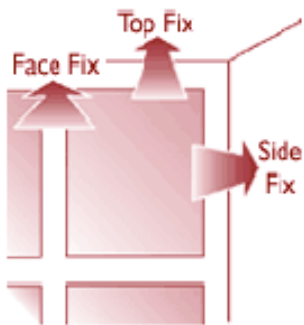
Measure the width of the window recess (including the frame) from edge to edge in 3 places. **Take the smallest measurement.** For example if you have a wall that is part tiled, take smallest measurement from tile to tile.



Measure the drop by taking the measurement from the top of the window recess (including frame) to the sill in 3 places. **Take the smallest measurement.**

Choose whether you want to face fix, top fix or side fix your blind. When placing your order please refer to these measurements as **RECESS** sizes and select the Recess Option.

Do not make any deductions once you have your narrowest size. We will make any necessary deductions depending on the blind you have chosen.



Please note: if you wish to purchase Roller blinds which is to be fitted in the recess please give us your smallest measurement and we will deduct 3mm from your recess measurements, so that you will be able to fit your brackets correctly and enable the blind to run smoothly.

If you wish to purchase vertical blinds for a recess measurement we will deduct 6mm on the width and 10mm on the Drop.

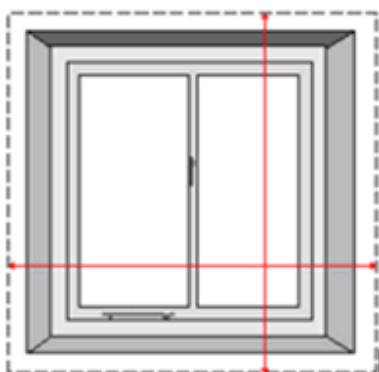
Venetian Blinds recess deductions are 13mm on the width and 13mm from the drop.

Roman Blinds – recess deductions are 10mm from the width.

Wooden Frassinette recess deductions are 13mm from the width and 13mm from the drop.

Measuring - Outside the Recess –

Outside mounts hang outside the opening to make a window appear wider and longer or to hide an unattractive window.



An exact fitting is one where the blind overlaps the window recess (sink in the wall where the window is), these are easier to fit and you don't need to be quite as precise in your measurements, probably the safest option and can also be better at cutting out more light from your window.

If fitting outside the window, allow an extra 50mm for the width. Alternatively, if the window has wide moldings, you can measure so that the blind will be flush with the edges. Add an extra up to 75mm on the drop if there is enough room.

When placing your order, please select Outside/Exact size

